

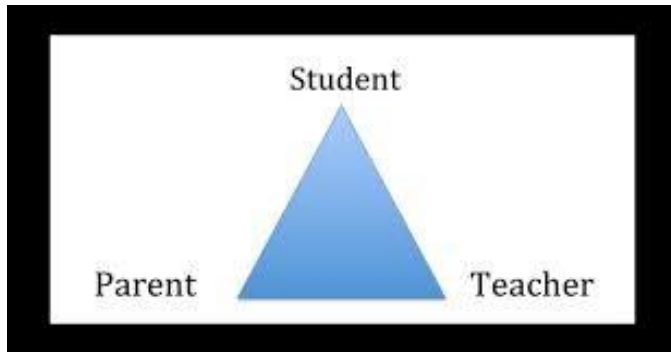
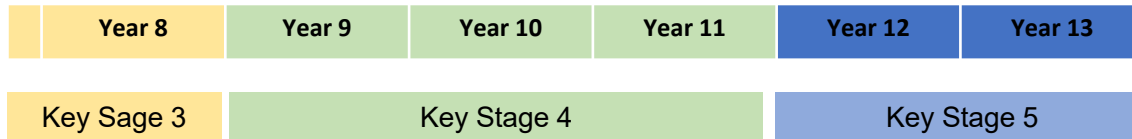
# Year 12 Parental Information Evening

Thursday 11th September 2025





# Welcome



# Topics for this evening



- Staff introductions
- Key Dates
- Results
- The School Day and expectations around attendance
- Dress code
- Mobile Phones in the Sixth Form
- Class Charts

- Time Management
- AI
- PSHE at Post 16
- Support for your child
- Enrichment
- Careers
- The Bursary
- Fun!

We are available to answer any questions at the end in case there is something we have not covered!



# Key staff and responsibilities



**Ms Louise Blundell**  
HEADTEACHER



**Mrs Carolyn Tipler**  
DEPUTY HEADTEACHER -  
LEARNING & STANDARDS



**Mr Jonathan Mailey**  
DEPUTY HEADTEACHER -  
PASTORAL & BEHAVIOUR



# Who is who in the Sixth Form Team



Mrs Somers: Sixth Form attendance



Mr Boulton:  
Joint Head of Sixth/Head of Yr. 13



Mrs Holwell:  
Sixth Form Office manager



Mrs Ramsay:  
Joint Head of Sixth/Head of Yr. 12 /KS5 academic mentor



Mrs Gardiner/Ms Jones: Careers Advisors



Mrs Rigby:  
SEND/Pastoral mentoring and support



Mrs Canavan  
Sixth Form administrator



Femke



Oli



Freya



Emily

## Senior Students

<b>Tutor(s)</b>	<b>Tutor Group</b>
<b>Mrs Bernard</b>	<b>12SF1</b>
<b>Mr Stokes</b>	<b>12SF2</b>
<b>Ms Sciarrino</b>	<b>12SF3</b>
<b>Miss Van Den</b>	<b>12SF4</b>
<b>Dr Newnham</b>	<b>12SF5</b>
<b>Mrs Tickner and Mrs Allen</b>	<b>12SF6</b>
<b>Ms Pope and Miss Dawson</b>	<b>12SF7</b>
<b>Mr Swift and Mrs Sharper (and Ms Trevarthen)</b>	<b>12SF8</b>

Emails sent to the School Mailbox will be directed to your child's tutor

## TUTOR GROUPS





- *Friday 12th September Electives Launched*
- *Monday 22nd September – Electives begin this week*
- *w/c Monday 29th September - Year 12 'LOAF' Week*
- *Thursday 2nd October - Gordano Careers Convention 6 to 8pm*
- *Geography Field Trip – 16th October*
- *Thursday 9th October - Year 12 & 13 Tutor Reviews (online)*
- *Maths GCSE P1 5th Nov P2 7th Nov*
- *English Language P1 4th Nov P2 6th Nov*
- *Thursday 13th November - Sixth Form Open Evening – school finishes at end of P5 - 5 to 7.30pm*
- *w/c 15th December – RAG Week*

## Key Dates



# Results



- As a school, we are immensely pleased and proud of what our year 12s achieved with their GCSEs.
- We made sure that we have the students on the correct courses for their qualifications
- Students need to allow some time to bed into courses...but they have been told that there is a window that closes on changes after three weeks.
- Probationary period for some

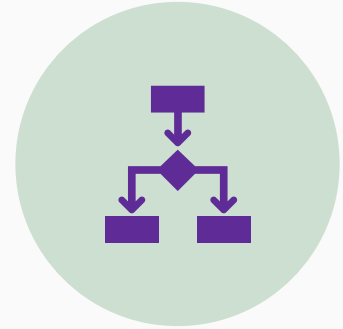
# Course choice



SOME STUDENTS MAY WISH  
TO CHANGE COURSES



SOME STUDENTS ARE ON A  
TRIAL PERIOD (BORDERLINE  
GRADES, TRYING 4  
SUBJECTS)



FINAL DECISION BY FRIDAY  
NEXT WEEK PLEASE.

# School Day timings

# Expectations, Attendance and punctuality

- Student should be on site by 8.35am and at tutor bases or assembly ready for 8.40am
- Students with no lessons period 5 or 6 may leave site **but must sign out.**
- Thursday morning --> no tutor time. Come in for first lesson but no later than breaktime. Some students have study plus.
- **Friday tutor time --> taught lesson – society, politics, careers and more!**
- We ask for daily contact through either the Microsoft Forms (link on website) or to the Sixth Form attendance mailbox if a child is absent
- Term-time holiday can be approved only in extremely exceptional circumstances





# Is there Home Study?

In a word...



# Attendance

Recent national research into attendance in a Post 16 setting has found that:

Student attendance	
95%+	Almost 25% of students will achieve <b>higher</b> than their minimum target grade (MTG)
85%-95%	Almost 20% of students will achieve <b>lower</b> than their MTG
Less than 85%	Approximately 50% of students will achieve <b>lower</b> than their MTG In Year 13 this equates to over <b>60 hours of missed teaching</b> over the year. For Year 12 students this equates to <b>70 hours of missed teaching</b> .


# Expectations for Year 12s

- Dress code to be appropriate for a working environment in a school
- Treated in the same way as staff for tattoos and piercings
- Lanyards **MUST** be worn – all non-uniform people on site have to wear one. Safeguarding protocol.
- No Vapes please!



# Mobile Phones





## Class Charts in Sixth Form

- Still in use
- Merits and negatives?
  - Merits are available but...
- Negative points?
  - Used to track and support students.
  - Like this...



Positive

Negative

< 6th Form



Do Your Best



Dream Big



Exceptional  
Quality Work



Give Back

< 6th Form



6th Form  
Missing  
Lanyard



6th Form Late  
to Tutor Time




6th Form Late  
to Lesson



6th Form  
Missed  
Homework



6th Form  
Poor Quality  
Homework



6th Form  
Poor  
Behaviour



6th Form  
Truancy




6th Form -  
Student Exit  
From Lesson



Vaping



6th Form  
Subject  
Support



6th Form -  
Phone  
Confiscated

# Independence is a learned skill



- Time management
  - Deadlines
  - Keeping on top of Class (removing completed tasks)
  - Stay on top of the inbox (not always easy!)
- Independence and Responsibility
  - Being proactive.
- *Roughly* 2 – 3 hrs per week additional work per subject
- Effective use of free periods / study plus time.
- Equipment.

## ASSESS

Assess your strengths and weaknesses by going over the lesson from that day/week.

You might have completed a test or assessment or had an essay back which will help you with this.

If not, can you test yourself?

Tackle a past paper question, devise an essay plan etc.

## PLAN

Now that you are aware of your strengths and weaknesses, plan out specific actions.

Gather together resources that will help you with this: knowledge organisers, revision guides, example answers, textbooks, websites etc.

Organise your notes – annotate, label, post-it notes markings, file in relevant sections

Work out a timetable for the free lessons or slots you are going to use to go back over the topics

## REVIEW

Test yourself – this could be through a class test or the next set assignment or essay

Try a full past paper to time and avoid looking at the mark scheme until the end. Have you now gained marks where you had previously missed them?

Write a full essay. Read it back and check that you have answered the question throughout with clear topic sentences linked to the question and mini conclusions for each reason or argument given. Have you used enough examples?

Where are there remaining gaps and areas of weakness? Make a note of these and go back to the planning stage of the APDR process!

## DO

### Create

Create a set of flashcards.

### Mind

Mind map your topics

### Create

Create some layered summary cards with the main points, further details beneath, specific examples or quotations beneath those

### Revisit

Revisit a chapter of your textbook and, use the Cornell note taking method or Scribble technique, to identify the key points you missed the first time round


### Find

Find a past paper and have a go at some questions – mark it with the mark scheme and annotate in a different colour pen the elements you missed

### Plan

Plan a new essay for your self, topic, questions you have discussed in class

# AI - support not plagiarism!



# Friday Tutor LESSON - crucial PSHE programme



Politics

Money Matters

Inter-tutor group  
competitions  
(sometimes silly)

Gender

LGBTQ+

Alcohol / drugs  
awareness

Whole Sixth Form  
events / charity  
events

Key national /  
international  
events

And much more!



# Tutor



- First point of contact - support and monitoring.
- Thursday 1 to 1s
- Works with the attendance officer to monitor attendance.
- Help with day to day issues / organisation.
- Lead tutor time activities including the Friday lesson.
- Writes references

# The Sixth Form Journey

Support for  
your child



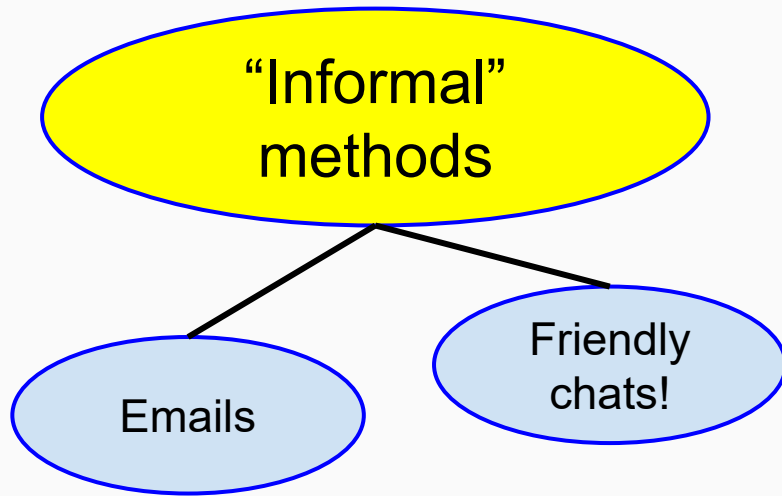
Not always  
direct and  
straight to the  
top...

*FRESH  
Start*

# Tracking our students

## Academic Monitoring and Support

- The golden rule is excellent and effective communication.



Attendance  
data

Attainment  
data

Effort  
data

Teachers fill in data.

Any problems  
improve or  
disappear!

We analyse the data →  
*“what is this telling us  
that we don’t already  
know?”*

The student and  
relevant teachers then  
**MEET** to discuss any  
problem areas.

We communicate with  
students, tutors and  
parents.

We call this  
“assigning the  
student a mentor”

# SO, WHAT'S THE BOTTOM LINE?



- Teachers think carefully about progress and effort.
- Students get TWO THINGS:
  - SR number
  - Mentor

“SR number” means  
“Study Rating”.

**SR1** = No worries at the moment, carry on, good work.

**SR2** = Some concerns in 1 or 2 subjects, we think some extra intervention / help needed.

**SR3** = Some concerns in all 3 subjects. Student needs supporting.



# Types of Pastoral Support at Gordano Sixth Form

*Sometimes, students might need someone to talk to...*



## What support is available?

**Tutor**

**Heads of Year**

**Ms Fairs - Assistant Head i/c safeguarding**

**The school counsellors**

**Mrs Rigby**

**Academic support:  
(organisation, time keeping,  
essay writing and more!) -  
Mrs Ramsay.**

**Mrs Holwell/Sixth Form office**

# SEND




- We have support from Linda Rigby
- KS5 mentoring support for some students
- Teachers will also refer students who are struggling for further assessment if necessary
- Please liaise with tutors and the Sixth Form team if you have any concerns
- Exam Access Arrangements
  - Students who have had access at arrangements at GCSE will be met with over the year for this to be confirmed/checked



# Enrichment → “Electives “

- We encourage our students to enrich their academic learning with super and extra curricular activities
- Core learning hours for Post 16 education
- Electives will start the week commencing 22nd September
- The booklet of activities is being launched tomorrow and will be shared with you



# Careers support



- Year 12 have careers' lessons from Jan to Dec
- In other words, from term 3 of year 12 to the end of term 2 of year 13.
- Early entry courses: Oxford and Cambridge, Vet Med, Medicine, dentistry – more tailored support

# Bursary



- The government grants some students who are in financial need a bursary.
- This needs to be applied for and the information has been sent out in a letter with a link to an online form
- Deadline is September 30th
- Any queries around this, please email Paula Holwell via the Sixth Form mailbox

# On a slightly less serious note



# On a slightly less serious note



RAG Week - the final week of this term.

Bake Off

Silly Sports Day

Treasure Hunts / Quizzes

Christmas Shenanigans

... to name but a few!



# How you can help

- Show an interest in your son / daughter's work and topics.
- Ask them to explain what & how they are doing
- Help provide the right environment for studying at home.
- Revision guides – yes please
- Discuss future career / university goals
- Finally, you know your child best!
- Communicate with the school – Sixth Form Mailbox

Any questions – stay and talk  
- email us

