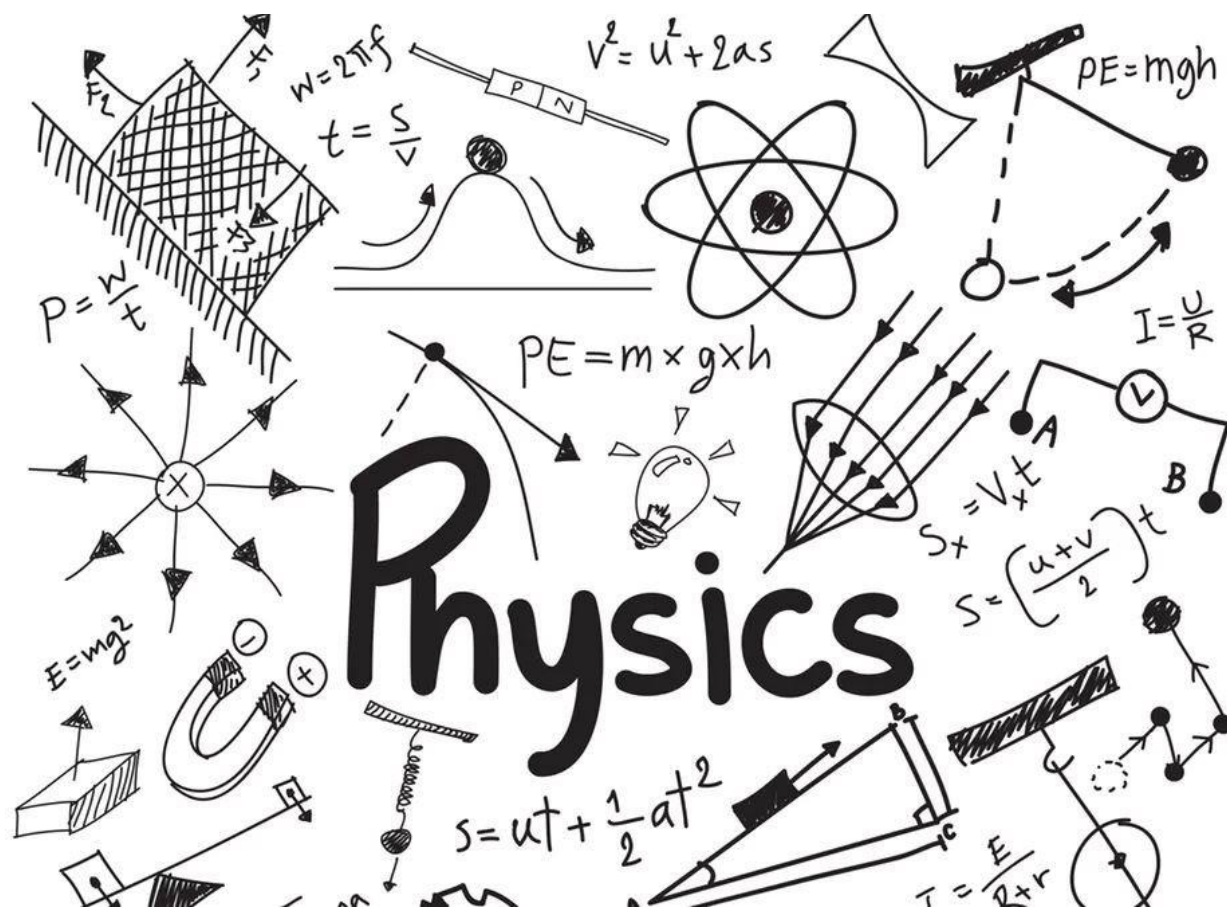


A-Level Physics

Summer Induction Project 2024



Name:

SF Tutor Group:

1. Physical Quantities

Maths and Physics have an important but overlooked distinction by students. Numbers in Physics have meaning – they are the size of physical quantities which exist. To give numbers meaning we suffix them with units. There are two types of units:

Base units These are the seven fundamental quantities defined by the Système international d'Unités (SI units). Once defined, we can make measurements using the correct unit and make comparisons between values.

Basic quantity	Unit	
	Name	Symbol
Mass	kilogram	kg
Length	metre	m
Time	second	s
Current	ampere	A
Temperature	kelvin	K
Amount of substance	mole	mol
Luminous intensity	candela	cd

Derived units These are obtained by multiplying or dividing base units. Some derived units are complicated and are given simpler names, such as the unit of power Watt (W) which in SI units would be $\text{m}^2\text{kg}\text{s}^{-3}$.

Derived quantity	Unit	
	Name	Symbols
Volume	cubic metre	m^3
Velocity	metre per second	ms^{-1}
Density	kilogram per cubic metre	kgm^{-3}

Notice that at A-Level we use the equivalent notation ms^{-1} rather than m/s .

Do not become confused between the symbol we give to the quantity itself, and the symbol we give to the unit. For some examples, see the table on the right.

Quantity	Quantity symbol	Unit name	Unit symbols
Length	L or l or h or d or s	metre	m
Wavelength	λ	metre	m
Mass	m or M	kilogram	kg
Time	t	second	s
Temperature	T	kelvin	K
Charge	Q	coulomb	C
Momentum	p	kilogram metres per second	kg ms^{-1}

Prefix	Symbol	Name	Multiplier
femto	f	quadrillionth	10^{-15}
pico	p	trillionth	10^{-12}
nano	n	billionth	10^{-9}
micro	μ	millionth	10^{-6}
milli	m	thousandth	10^{-3}
centi	c	hundredth	10^{-2}
kilo	k	thousand	10^3
mega	M	million	10^6
giga	G	billion	10^9
tera	T	trillion	10^{12}
peta	P	quadrillion	10^{15}

Often the value of the quantity we are interested in is very big or small. To save space and simplify these numbers, we prefix the units with a set of symbols.

Knowledge of standard form and how to input it into your calculator is essential.

For example: $245 \times 10^{-12} \text{ m} = 245 \text{ pm}$
 $2.45 \times 10^3 \text{ m} = 2.45 \text{ km}$

We may need to convert units to make comparisons.

For example: Which is bigger, 0.167 GW or 1500 MW?
 $0.167 \text{ GW} = 0.167 \times 10^9 \text{ W}$
 $= 167 \times 10^6 \text{ W}$
 $= 167 \text{ MW} < 1500 \text{ MW}$

Physical Quantities - Questions

1) The unit of energy is the joule. Find out what this unit is expressed in terms of the base SI units.

2) Convert these numbers into normal form:

a) 5.239×10^3

e) 1.951×10^{-2}

b) 4.543×10^4

f) 1.905×10^5

c) 9.382×10^2

g) 6.005×10^3

d) 6.665×10^{-6}

3) Convert these quantities into standard form:

a) 65345 N

e) 0.000567 F

b) 765 s

f) 0.0000605 C

c) 486856 W

g) 0.03000045 J

d) 0.987 cm^2

4) Write down the solutions to these problems, giving your answer in standard form:

a) $(3.45 \times 10^{-5} + 9.5 \times 10^{-6}) \div 0.0024$

b) $2.31 \times 10^5 \times 3.98 \times 10^{-3} + 0.0013$

5) Calculate the following:

a) 20mm in metres

b) 3.5kg in grams

c) 589000 μm in metres

d) 1m^2 in cm^2 (careful)

e) 38 cm^2 in m^2

6) Find the following:

a) 365 days in seconds, written in standard form

b) $3.0 \times 10^4 \text{ g}$ written in kg

c) $2.1 \times 10^6 \Omega$ written in $\text{M}\Omega$

d) $5.9 \times 10^{-7} \text{ m}$ written in μm

e) Which is bigger? 1452 pF or 0.234 nF

2. Significant Figures

Number in Physics also show us how certain we are of a value. How sure are you that the width of this page is 210.30145 mm across? Using a ruler you could not be this precise. You would be more correct to state it as being 210 mm across, since a ruler can measure to the nearest millimetre.

To show the precision of a value we will quote it to the correct number of significant figures. But how can you tell which figures are significant?

The Rules

1. All non-zero digits are significant.
2. In a number with a decimal point, all zeros to the right of the right-most non-zero digit are significant.
3. In a number without a decimal point, trailing zeros may or may not be significant, you can only tell from the context.

Examples

Value	# of S.F.	Hints
23	2	There are two digits and both are non-zero, so are both significant
123.654	6	All digits are significant – this number has high precision
123.000	6	Trailing zeros after decimal are significant and claim the same high precision
0.000654	3	Leading zeros are only placeholders
100.32	5	Middle zeros are always significant
5400	2, 3 or 4	Are the zeros placeholders? You would have to check how the number was obtained

When taking many measurements with the same piece of measuring apparatus, all your data should have the same number of significant figures.

For example, measuring the width of my thumb in three different places with a micrometer:

20.91 x 10⁻³ m 21.22 x 10⁻³ m 21.00 x 10⁻³ m **all to 4 s.f**

Significant Figures in Calculations

We must also show that calculated values recognise the precision of the values we put into a formula. We do this by giving our answer to the same number of significant figures as the least precise piece of data we use.

For example: A man runs 110 m in 13 s. Calculate his average speed.

There is no way we can state the runners speed this precisely.

$$\text{Speed} = \text{Distance} / \text{Time} = 110 \text{ m} / 13 \text{ s} = 8.461538461538461538461538461538 \text{ m/s}$$

This is the same number of sig figs as the time, which is less precise than the distance.

$$= 8.5 \text{ m/s to 2 s.f.}$$

Significant Figures - Questions

1) Write the following lengths to the stated number of significant figures:

- a) 5.0319 m to 3 s.f.
- b) 500.00 m to 2 s.f.
- c) 0.9567892159 m to 2 s.f.
- d) 0.000568 m to 1 s.f.

2) How many significant figures are the following numbers quoted to?

- a) 224.4343
- b) 0.000000000003244654
- c) 344012.34
- d) 456
- e) 4315.0002
- f) 200000 stars in a small galaxy
- g) 4.0

3) For the numbers above that are quoted to more than 3 s.f, convert the number to standard form and quote to 3 s.f.



4) Calculate the following and write your answer to the correct number of significant figures:

a) $2.65 \text{ m} \times 3.015 \text{ m}$

b) $22.37 \text{ cm} \times 3.10 \text{ cm}$

c) $0.16 \text{ m} \times 0.02 \text{ m}$

d) $\frac{54.401 \text{ m}^3}{4 \text{ m}}$

3. Using Equations

You are expected to be able to manipulate formulae correctly and confidently. You must practise rearranging and substituting equations until it becomes second nature. We shall be using quantity symbols, and not words, to make the process easier.

Key points

- Whatever mathematical operation you apply to one side of an equation must be applied to the other.
- Don't try and tackle too many steps at once.

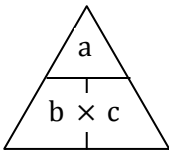
Simple formulae

The most straightforward formulae are of the form $a = b \times c$ (or more correctly $a = bc$).

Rearrange to set b as the subject: Divide both sides through by c $\frac{a}{c} = \frac{b \times c}{c}$ therefore $\frac{a}{c} = b$

Rearrange to set c as the subject: Divide both sides through by b $\frac{a}{b} = \frac{b \times c}{b}$ therefore $\frac{a}{b} = c$

Alternatively you can use the formula triangle method. From the formula you know put the quantities into the triangle and then cover up the quantity you need to reveal the relationship between the other two quantities. This method only works for simple formulae, it doesn't work for some of the more complex relationships, so you must learn to rearrange.



More complex formulae

Formulae with more than 3 terms	Formulae with additions or subtractions	Formulae with squares or square roots
Find ρ $R = \frac{\rho l}{A}$	Find h $Ek = hf - \Phi$	Find g $T = 2\pi \sqrt{\frac{l}{g}}$
Divide by l $\frac{R}{l} = \frac{\rho l}{Al}$	Add Φ $Ek + \Phi = hf - \Phi + \Phi$	Square $T^2 = 4\pi^2 \frac{l}{g}$
Cancel l $\frac{R}{l} = \frac{\rho l}{Al}$	Cancel Φ $Ek + \Phi = hf$	Multiply by g $gT^2 = 4\pi^2 l$
Multiply by A $\frac{R}{l} = \frac{\rho l}{Al}$	Divide by f $\frac{Ek + \Phi}{f} = \frac{hf}{f}$	Divide by T^2 $g = \frac{4\pi^2 l}{T^2}$
Cancel A $\frac{R}{l} = \frac{\rho l}{Al}$	Cancel f $\frac{Ek + \Phi}{f} = h$	

Symbols on quantities

Sometimes the symbol for a quantity may be combined with some other identifying symbol to give more detail about that quantity. Here are some examples.

Symbol	Meaning
Δx	A change in x (difference between two values of x)
$\Delta x / \Delta t$	A rate of change of x
$\langle x \rangle$ or \bar{x}	Mean value of x
\vec{x}	Quantity x is a vector
$x_1 \ x_2$	Subscripts distinguish between same types of quantity

Using Equations - Questions

1) Make t the subject of each of the following equations:

a) $V = u + at$

b) $S = \frac{1}{2} at^2$

c) $Y = k(t - t_0)$

d) $F = \frac{mv}{t}$

e) $Y = \frac{k}{t^2}$

f) $Y = 2t^{1/2}$

g) $v = \frac{\Delta s}{\Delta t}$

2) Solve each of the following equations to find the value of t :

a) $30 = 3t - 3$

b) $4(t + 5) = 28$

c) $\frac{5}{t^2} = 10$

d) $3t^2 = 36$

e) $t^{-1/2} = 6$

f) $t^{1/3} = 3$

4. Straight Line Graphs

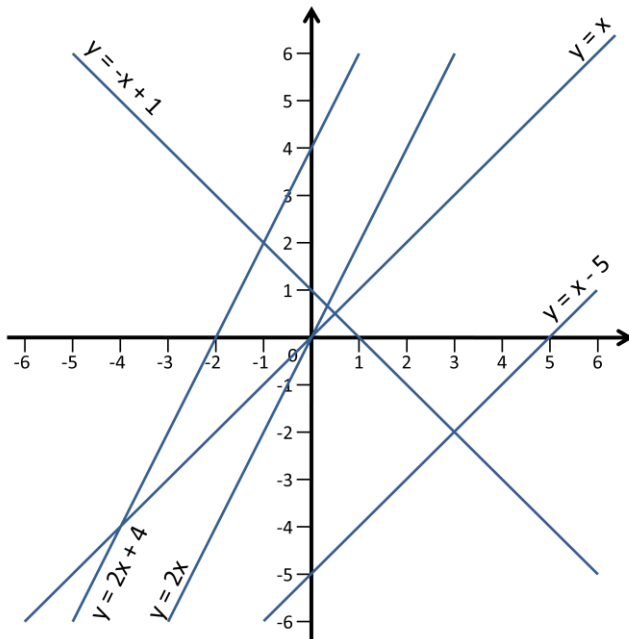
If a graph is a straight line, then there is a formula that will describe it.

Here are some examples:

$$y = mx + c$$

Value along y-axis Value along x-axis

gradient y-intercept



$$y = x$$

A positive line through the origin
Gradient, $m = 1$ y-intercept, $c = 0$

$$y = x - 5$$

Parallel to $y = x$ but transposed by -5.
Gradient, $m = 1$ y-intercept, $c = -5$

$$y = 2x$$

A positive line through the origin
Gradient, $m = 2$ y-intercept, $c = 0$

$$y = 2x + 4$$

Parallel to $y = 2x$, transposed by 4.
Gradient, $m = 2$ y-intercept, $c = 4$

$$y = -x + 1$$

A negative line, parallel to $y = -x$
Gradient, $m = -1$ y-intercept, $c = 1$

DIRECTLY PROPORTIONAL describes any straight line **through the origin**. Both $y \propto x$ and $\Delta y \propto \Delta x$

LINEAR describes any other straight line. Only $\Delta y \propto \Delta x$.

Using Straight Line Graphs in Physics

If asked to plot a graph of experimental data at GCSE, you would plot the *independent variable* along the x-axis and the *dependent variable* up the y-axis. Then you might be able to say something about how the two variables are related.

At A-Level, we need to be cleverer about our choice of axes. Often we will need to find a value which is not easy to measure. We take a relationship and manipulate it into the form $y = mx + c$ to make this possible.

Example: $R = \frac{\rho l}{A}$ is the relationship between the resistance R of a conductor, the resistivity ρ of the material which it is made of, its length l , and its area A .

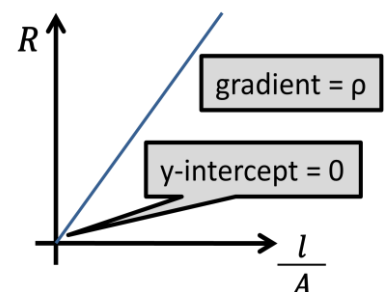
We do an experiment to find R , l and A , which are all easy to measure.
We want to find the resistivity ρ , which is harder.

This example doesn't need rearranging,
just rewriting $R = \frac{\rho l}{A}$ into the shape $y = mx + c$:

So it is found that by plotting R on the y-axis and l/A on the x-axis, the resistivity ρ will be the gradient of the graph.

$$R = \rho \frac{l}{A}$$

y **m** **x** **+ c**



Straight Line Graphs - Questions

1) For each of the following equations that represent straight line graphs, write down the gradient and the y intercept:

a) $y = 5x + 6$

b) $y = -8x + 2$

c) $y = 7 - x$

d) $2y = 8x - 3$

e) $y + 4x = 10$

f) $3x = 5(1-y)$

g) $5x - 3 = 8y$

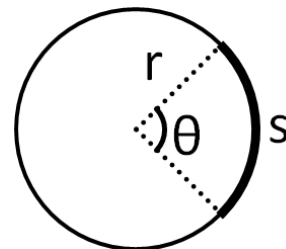
5. Trigonometry

When dealing with vector quantities or systems involving circles, it will be necessary to use simple trigonometric relationships.

Angles and Arcs

There are two measurements of angles used in Physics.

- **Degrees** There are 360° in a circle
- **Radians** There are 2π radians in a circle



Whichever you use, make sure your calculator is in the correct mode!

To swap from one to the other you need to find what fraction of a circle you are interested in, and then multiply it by the number of degrees or radians in a circle.

$$\theta_{\text{radians}} = \frac{\theta_{\text{degrees}}}{360} \times 2\pi \quad \text{or} \quad \theta_{\text{degrees}} = \frac{\theta_{\text{radians}}}{2\pi} \times 360$$

For example: To convert 90° into radians: $\theta_{\text{radians}} = \frac{\theta_{\text{degrees}}}{360} \times 2\pi = \frac{90}{360} \times 2\pi = \frac{1}{4} \times 2\pi = \frac{\pi}{2}$ radians
(We tend to leave answers in radians as fractions of π)

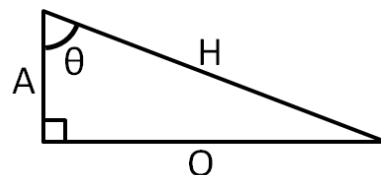
To find the length of an arc, use $s = \theta r$. The angle must be in radians. What would the relationship be if you wanted the entire circumference? Compare to this formula.

Sine, Cosine, Tangent

Recall from your GCSE studies the relationships between the lengths of the sides and the angles of right-angled triangles.

Using SOHCHATO:

$$\sin \theta = \frac{O}{H} \quad \cos \theta = \frac{A}{H} \quad \tan \theta = \frac{O}{A}$$



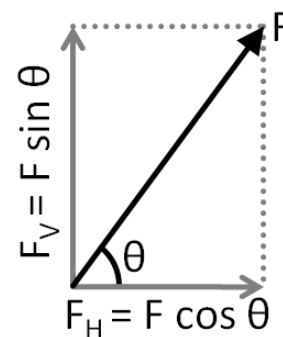
Vector Rules

A **vector** is a quantity which has two parts: SIZE and DIRECTION
(e.g. force, velocity, acceleration)

A **scalar** is a quantity which just has SIZE
(e.g. temperature, length, time, speed)

We represent vectors on diagrams with arrows.

To simplify problems in mechanics we will separate a vector into horizontal and vertical components. This is done using the trigonometry rules.



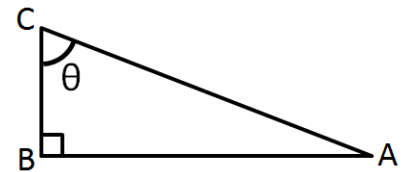
Trigonometry - Questions

1) Calculate:

- a) The circumference of a circle of radius 0.450 m
- b) the length of the arc of a circle of radius 0.450m for the following angles between the arc and the centre of the circle:
 - i. 340°
 - ii. 170°
 - iii. 30°

2) For the triangle ABC shown, calculate:

- a) Angle θ if $AB = 30\text{cm}$ and $BC = 40\text{cm}$
- b) Angle θ if $AC = 80\text{cm}$ and $AB = 35\text{cm}$
- c) AB if $\theta = 36^\circ$ and $BC = 50\text{ mm}$
- d) BC if $\theta = 65^\circ$ and $AC = 15\text{ km}$



3) Calculate the horizontal component A and the vertical component B of a 65 N force at 40° above the horizontal.

Mark = /10

6. Exam Technique

It is vital that you are able to communicate a numerical answer appropriately to an examiner.

Students will often make these mistakes in questions that involve calculations:

- Copying values or equations incorrectly from the question or the data sheet.
- Mistakes when rearranging formulae.
- Ignoring prefixes to units.
- Inputting into calculator wrong, especially standard form and accurate use of brackets.
- Having the calculator in the wrong mode (radians/degrees)
- If asked for, not writing final answer to the correct number of significant figures or writing the unit.
- Writing down a value which would be silly in the context of the question.
- Messy working that is difficult to decipher.

A method for numerical questions

Example question:

Calculate the wavelength of a quantum of electromagnetic radiation with energy of 1.99 J.

Data sheet:

Speed of electromagnetic radiation in free space,
 $c = 3.00 \times 10^8 \text{ m s}^{-1}$
Planck's constant, $h = 6.63 \times 10^{-34} \text{ J s}$

- (1) Write down the values of everything you are given.
- (2) Convert all the values into SI units (e.g. put time into seconds, distance in meters...) and replace unit prefixes with their equivalent values in standard form.
- (3) Pick the equation you need. If you need to find it on the data sheet, look for one that contains the quantities you know and the quantity you are trying to work out.
- (4) Rearrange the formula so the quantity you want is the subject of the equation.
- (5) Insert the values into your equation, taking care to lay out your working clearly
- (6) Use your calculator to accurately input the numbers to find the solution.
- (7) Write down the answer to more decimal places than you need at first, in case you need the value for later calculations. Check the answer seems sensible. In this example I got a massive wavelength the first time because I mistyped the energy as $0.199 \times 10^{12} \text{ J}$.
- (8) Write your final answer and underline it. All the input values were to 3 s.f., so the answer should be written to the same precision.

$$c = 3.00 \times 10^8 \text{ ms}^{-1}$$

$$h = 6.63 \times 10^{-34} \text{ Js}$$

$$E = 0.199 \text{ pJ}$$
$$= 0.199 \times 10^{-12} \text{ J}$$

$$\lambda = ?$$

$$E = \frac{hc}{\lambda}$$

$$\lambda = \frac{hc}{E}$$

$$= \frac{6.63 \times 10^{-34} \text{ Js} \times 3.00 \times 10^8 \text{ ms}^{-1}}{0.199 \times 10^{-12} \text{ J}}$$

$$= \underline{9.9949 \times 10^{11} \text{ m}}$$

$$= \underline{9.99 \times 10^{-13} \text{ m to 3 s.f.}}$$