



# Welcome back!

Term 3


Academic Year 2023-24




High expectations of behaviour are crucial because they create a positive and structured learning environment that benefits both individuals and the community as a whole

...fundamentally this term - **Kindness and Respect** will again sit at the heart of everything we do


# GORDANO BEHAVIOUR PRINCIPLES



DO YOUR BEST




BE KIND & RESPECTFUL



BE SAFE



GORDANO  
SCHOOL



DO YOUR BEST

# Uniform - Normal

**Blazers** – To be worn all the time

**Grey school jumpers** – can be worn underneath, but not instead of a blazer

**Trousers** can be fitted, but must not be tight fitting around the lower leg (please see photos below for guidance).

**Shoes** must be black and polishable. Cloth material footwear / black trainers are not permitted.

**Skirts/Shorts** must sit just above the knee. It is not permitted to roll up skirts or shorts. If wearing school uniform shorts/skirts, socks/tights must be grey or black.

**Shirts must be tucked in at all times**

**Coats** – should be OFF in lessons

**Tie** – wearing your House colour tie



# Uniform

If you are not in uniform, your tutor will send you to the student centre and you will be given **2 options:**

1. Offered spare uniform to put on for that day
2. Parents/Carers will be contacted to either bring in the correct uniform /permission for you to go home and put on the correct uniform



# Uniform

- If you do not comply with either **option 1 or 2** you will need to attend **Focus** for a **full day + complete a 20 minute detention at the end of that day.**
- If we are unable to contact your parents/carers you will go to the **focus room** until we have made contact and made an agreement on next steps.
- You will be able to **return to learning** once the uniform issue/issues are corrected.



# Be ready for learning then Do Your Best!



<b>Positive start</b>	<ul style="list-style-type: none"><li>✓ Arrive on time</li><li>✓ Wear uniform correctly</li><li>✓ Line up sensibly</li><li>✓ Sit in the correct seat</li><li>✓ Coat off</li><li>✓ Equipment out</li><li>✓ Start the 'Do Now'</li></ul>
<b>Quality Audience</b>	<ul style="list-style-type: none"><li>✓ Silent when asked (3-2-1)</li><li>✓ Listen in silence</li><li>✓ Focus on the speaker</li><li>✓ Respect others' opinions</li><li>✓ Speak when appropriate</li></ul>
<b>Follow instructions</b>	<ul style="list-style-type: none"><li>✓ Do as asked the first time</li><li>✓ Question politely if the instruction is unclear</li></ul>
<b>Do your best</b>	<ul style="list-style-type: none"><li>✓ Attempt task straight away</li><li>✓ Stay focused</li><li>✓ Complete as much as you can</li><li>✓ Ask for help if you need it</li><li>✓ Be resilient</li><li>✓ Stay in the lesson</li></ul>
<b>Pride in presentation</b>	<ul style="list-style-type: none"><li>✓ Titles and dates underlined</li><li>✓ Work neatly laid out</li><li>✓ Books/folders free of doodling</li></ul>



# Positive Start

- Arrive on time
- Wear uniform correctly
- Line up sensibly
- Sit in the correct seat
- Coat off
- Equipment out
- Start the Do Now




**We will notice you getting these  
expectations right.**

**We will support you when you're not  
getting them quite right.**

**We expect you to follow instructions!**



GORDANO  
SCHOOL



BE KIND & RESPECTFUL

# Quality Audience

- Silent When asked (3-2-1)
- Listen in Silence
- Focus on the speaker
- Respect others' opinions
- Speak when appropriate



# Community Expectations



# Community Expectations



<b>Uniform</b>	<ul style="list-style-type: none"><li>✓ Wear it correctly and with pride</li><li>✓ Shirts tucked in</li><li>✓ Skirts and shorts appropriate length</li></ul>
<b>Moving around the site</b>	<ul style="list-style-type: none"><li>✓ Stay in appropriate areas for social times (not in stairwells, upstairs or wings)</li><li>✓ Hands off others</li><li>✓ Indoor voices when inside</li><li>✓ Move around calmly and quietly when inside - be thoughtful of others</li><li>✓ Keep left in corridors and avoid contact</li><li>✓ Go straight to your lesson</li></ul>

# Community Expectations



<b>Break and lunchtime</b>	<ul style="list-style-type: none"><li>✓ Place litter in the bin</li><li>✓ Eat in the Designated zones</li><li>✓ Tidy up after yourself</li><li>✓ Have fun and stay safe</li><li>✓ Use this time to go to toilet</li><li>✓ Use this time to fill up your water bottle</li></ul>
<b>Talking to staff</b>	<ul style="list-style-type: none"><li>✓ Listen to and follow staff instructions, the first time</li><li>✓ Be respectful when communicating with staff</li></ul>
<b>To and from school</b>	<ul style="list-style-type: none"><li>✓ Leave room for others when using the pavement</li><li>✓ Cycle on the road/cycle lanes</li><li>✓ Be respectful to all members of the public including staff in shops and takeaways</li></ul>



# Gordano School Red Lines



# RED LINES

Red Lines	Likely Sanctions
Refusing to be exited	Upscaled to half a day in Focus for refusing to follow the directions of a staff member
Verbal abuse/threatening behaviour towards a member of staff or other members of our school community	Suspension
Physical assault against any member of our school community	Suspension or Permanent Exclusion
Persistent disruption to the learning of others	Behaviour Stages
Abuse related to someone's gender, sexuality, race, disability	Investigation/ Behaviour Stages and High Level sanctions
Theft	Suspension (internal/external)
Bringing drugs, alcohol or other prohibited items onto school site e.g. vapes	Suspension or Permanent Exclusion
Bullying or harassment in any form e.g. online or in person	Following Investigation: Suspension (internal/external), Managed Move, Permanent Exclusion




# Behaviour Stages



Stage	Criteria	What happens?
1	Warning Stage - given for a serious incident and/or when a student accumulates <b>24 points</b> in a <b>6-week consecutive period</b> .	Students are placed on Target Card and are monitored by their Assistant Head of House on a daily basis.
2	Head of House monitoring given for a serious incident and/or when a student accumulates <b>36 points</b> in a <b>6-week consecutive period</b> and failed to improve their behaviour whilst being on Stage 1.	Students are placed on Target Card and monitored by their Head of House on a daily basis. Your place on a school trip/ residential will only be approved if you have demonstrated an improvement in your behaviour
3	Stage Three Senior Leadership Team monitoring given for a serious incident and/or when a student accumulates <b>48 points</b> in a <b>6-week consecutive period</b> and has failed to improve their behaviour whilst being on Stage 2.	Students are placed on Target Card and monitored by their House SLT link and/ or the Deputy Headteacher on a daily basis. You will not be able to attend Activities week residentials or school trips
4	Governors' Disciplinary Panel Hearing (given for either a very serious incident, including a repeat of previous poor behaviour and/or when a student has accumulated <b>60 points</b> in <b>6 week consecutive period</b> and failed to improve their behaviour whilst being on Stage 3. Following the hearing, students report to the Headteacher on a regular basis	Students are placed on a target card and monitored by the Head teacher or Deputy Headteacher. You and your parents will also be required to attend a stage 4 meeting with Governors to discuss your place at Gordano school



GORDANO  
SCHOOL



BE SAFE

# Our Safeguarding Team



Deputy Head (Pastoral):

**Johnny Mailey** (Strategic Safeguarding Lead)

Office: Student Centre

[jmailey@gordanoschool.org.uk](mailto:jmailey@gordanoschool.org.uk)



Designated Safeguarding Lead (DSL):

**Jeanne Fairs** (Assistant Head)

Student Centre Office

[jfairs@gordanoschool.org.uk](mailto:jfairs@gordanoschool.org.uk)



Deputy DSL:

**Natalie Tester**

Student Centre Office

[ntester@gordanoschool.org.uk](mailto:ntester@gordanoschool.org.uk)

# SAFEGUARDING ALL STUDENTS

IMPORTANT NOTICE FOR ALL STAFF, STUDENTS AND VISITORS



## Safeguarding our students in the building

All visitors to the school must sign in at main reception, where they will be issued with the appropriate "Visitor's lanyard" (see below) and key safeguarding information. Please report to reception if you have misplaced the lanyard given to you on arrival. **This is to protect you and our students.**



If you believe a person is on site and not authorised to be so, please ask them to report to main reception or contact a member of SLT immediately. School staff and Sixth Form students should wear their lanyard and photo ID at all times.



## General Safeguarding of Students

If you feel vulnerable at any time you must tell a member of staff. This could be anyone you feel comfortable talking to. You should tell someone about any risk of harm from an adult whether that is at school, at home, on a school trip or on a work placement or in the community. All of our staff have been trained in Safeguarding and Child Protection.

## Our specialist Safeguarding team are:



Ms J Fairs  
Designated  
Safeguarding Lead



Ms N Tester  
Deputy Designated  
Safeguarding Lead



Mrs N Currie  
Child Protection  
Officer



Ms C Dalling  
Child Protection  
Officer



Mrs E Robinson  
Child Protection  
Officer



Mr C Hooper  
Child Protection Officer



Mrs C Thomas  
Child Protection  
Officer



## Are you wearing the correct lanyard?



# Keeping you safe

The screenshot shows a web application interface for 'Student Concern and Well-being'. On the left is a navigation sidebar with a hamburger menu icon, the title 'Explore Student Concern and Well-being', and two menu items: 'Student Concern and Well-being' (selected) and 'Book a well-being chat'. Below the menu is a 'Create' button. The main content area has a blue header with the title 'Student Concern and Well-being' and an 'Immersive Reader' icon. Below the header, there are seven colored buttons representing different school years or locations: Year 7 (grey), Biscay (red), Cromarty (green), Fitzroy (orange), Lundy (purple), Portland (yellow), and Shannon (blue). Each button has its name on top and a matching colored bar at the bottom with the name repeated. Below these buttons is a link that says 'Book a well-being chat LINK TO FORM'. At the bottom center is a white thought bubble icon with a black outline and a dotted shadow.

+ safe spaces and staff wearing High Visibility jackets at break times.