




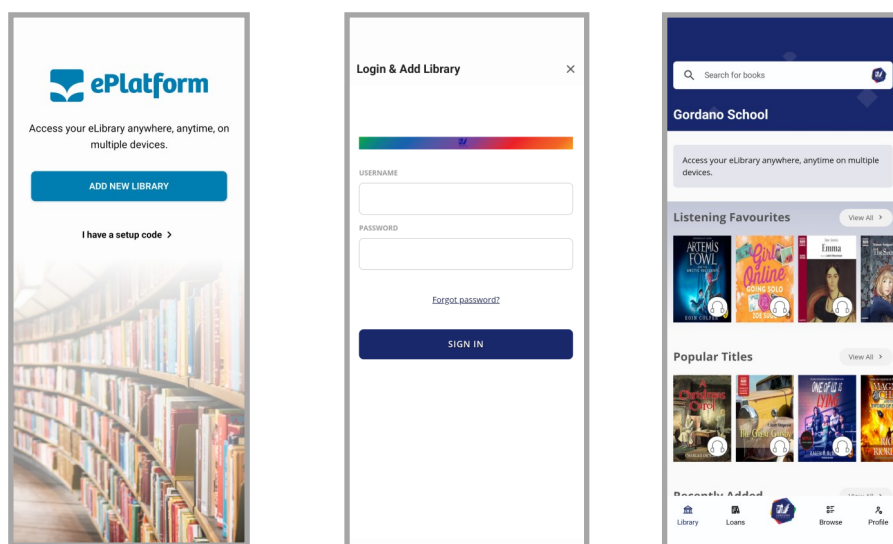
Wheeler's audiobook platform User Guide

Welcome to Gordano School Library's audiobook platform. The platform gives you access to 800 audiobooks which you can borrow as you would with other library resources. To start using the platform, follow the instructions below.



Accessing the platform on the app

1. Download the app "ePlatform Digital Libraries" by Wheeler's ePlatform Ltd from your app store ([iOS](#) / [Android](#)).
2. Open the app and click on "I have a setup code" and type **3355**. Alternatively, click on "Add New Library" and type **Gordano School**.
6. Sign in with your Gordano email address and **Library1** as password (you can then change your password if you wish in your account once you have logged in).
7. Start browsing! You will only need to do this setup process once.



Accessing the platform on a browser

1. Go to the [Gordano's ePlatform homepage](#) and click "Sign In" in the top right corner. Use your Gordano email address and **Library1** as password (you can then change your password if you wish in your account once you have logged in).
2. You can listen to your chosen titles from within your browser. If you prefer, you can download them to your computer. See the [help guide](#) for instructions.

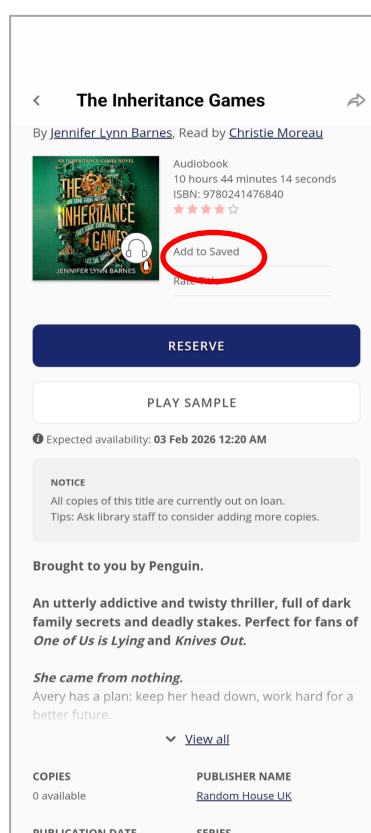
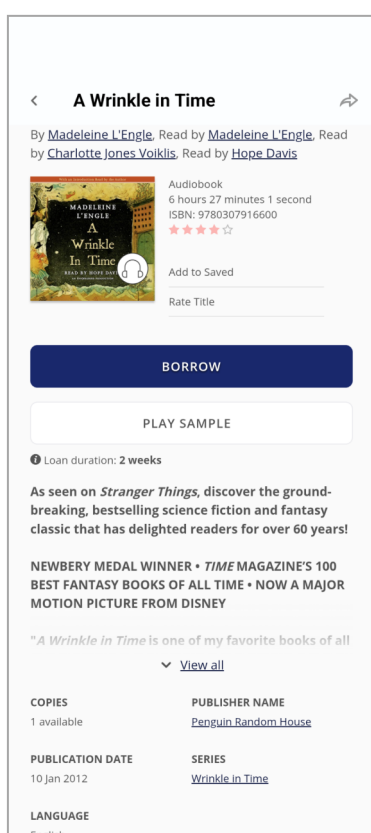
How to borrow audiobooks


Start browsing or search for a specific title, author, series or genre. You can also just browse by displaying "Most Popular" or "Recently Added" or "Newly Published" You can also narrow it down according to availability, audience and category.

You can listen to a sample of the audiobook to decide whether you would like to borrow it. In order to borrow it, just click "Borrow". The audiobook will be on loan to you for 14 days (2 weeks).

If the book you want to borrow is not available, you will have the option to reserve it, and you will be notified, by email or notification on the app, when the book is ready for you.

You can also make lists of books that you want to read later - just click "Add to Saved" ("Save for Later" on the desktop version).



The audiobooks also appear in our [library catalogue](#). They can be identified with the icon: 

However, this is for information only and you will still need to log in either on your app or the Wheelers website to download them.